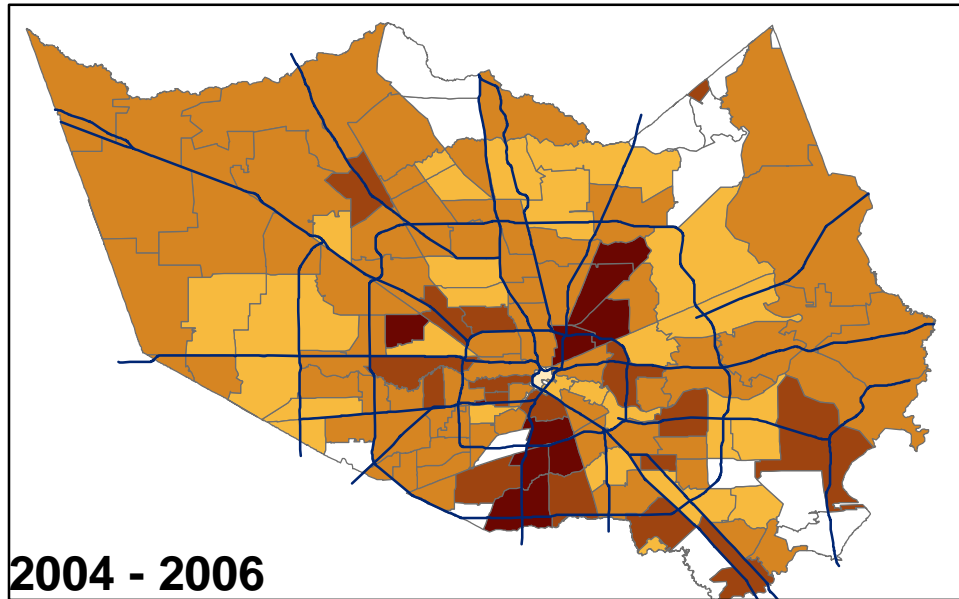


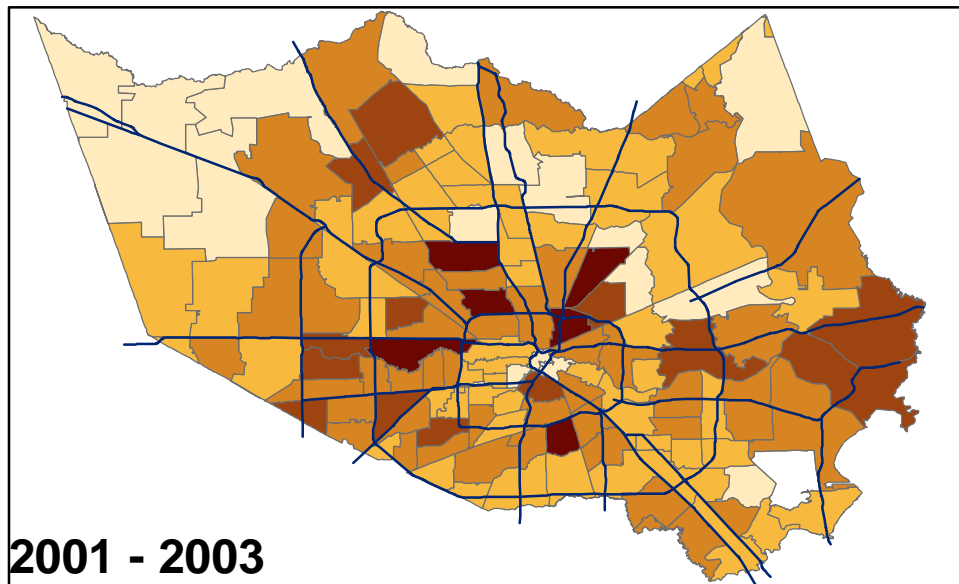
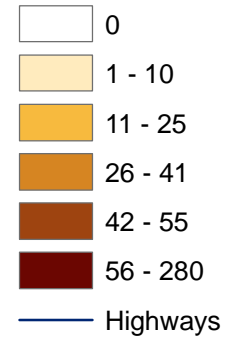
Crude Rates for CRC Harris County

Rates per 100,000 both genders all race ethnicities



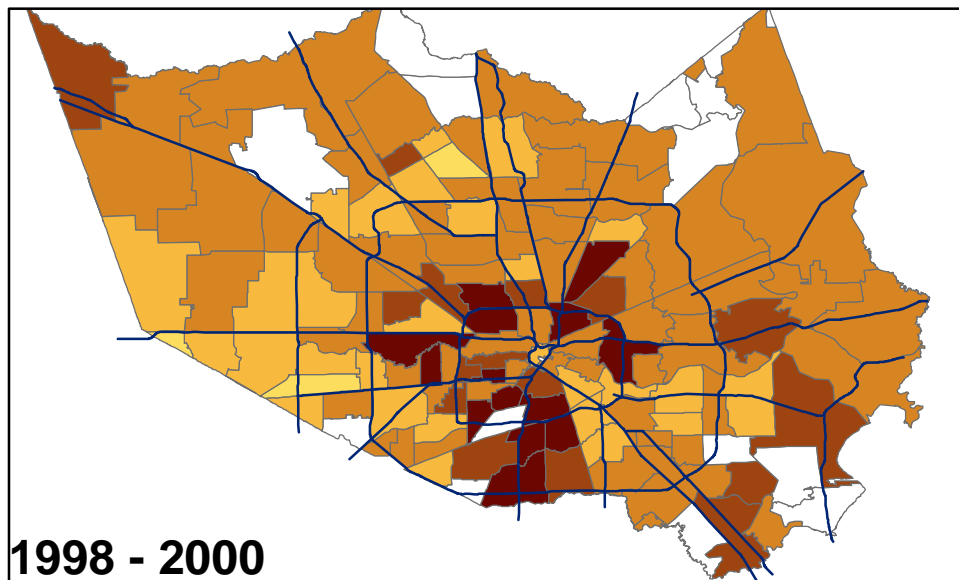
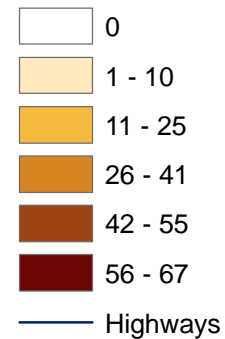
Crude rates
 US 2006: NA
 Texas 2004 - 2006: 39.5
 Harris County 2004 - 2006: 32.9

Rate / 100,000



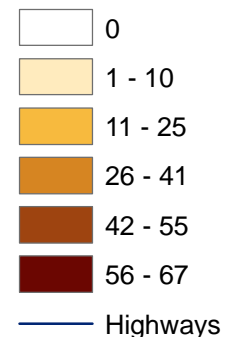
Crude rates
 US 2003: 52.4
 Texas 2001 - 2003: 41.3
 Harris County 2001 - 2003: 33.6

Rate / 100,000



Crude rates
 US 2000: 54.9
 Texas 1998 - 2000: 41.4
 Harris County 1998 - 2000: 35.5

Rate / 100,000



Data Source: The Texas Department of State Health Services, Cancer Epidemiology and Surveillance Branch, Texas Cancer Registry. Data Request # 09257 07/03/2009. 2000 Data source for population projections, Greater Houston 2004 and 2007 Community Assessment data file Factor 2004 and 2007 and 2000 census data Rates US <http://apps.nccd.cdc.gov/uscs> : Texas & Harris County <http://www.cancer-rates.info/tx>