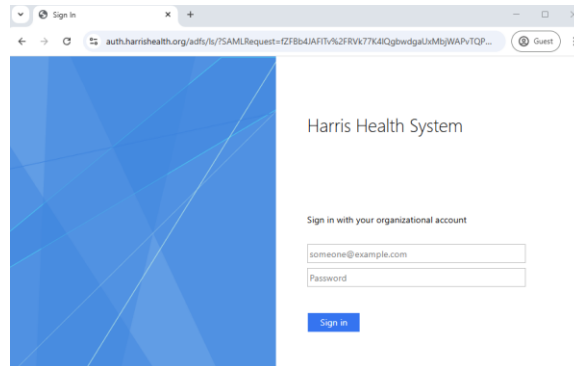




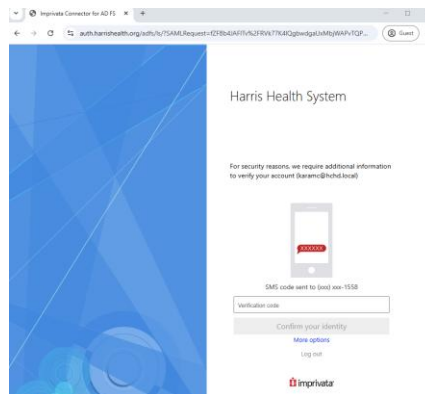
## Accessing the Harris Health Learning Hub for Community Health Choice Employees

1. Go to [hhs.sabacloud.com](https://hhs.sabacloud.com) using Google Chrome.
2. You will be prompted to sign into the Harris Health network using your Harris Health login. The username should match your CHC username. Your password may be different from your CHC password depending on the last time you updated it. Click “Sign in”.

If you don't know your Harris Health password, go to [harrishealth.org](https://harrishealth.org) > Employees > Unlock Account/Forgot Password.



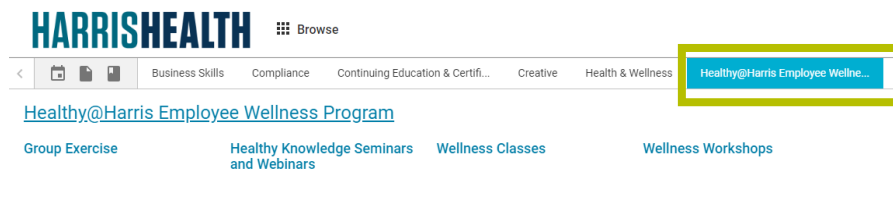
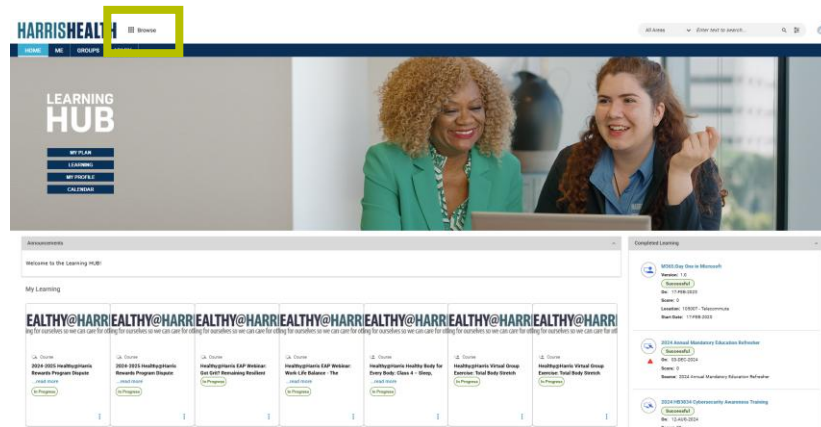
3. You will receive an Imprivata notification with a verification code either through SMS or the Imprivata app. Enter the verification code and click “Confirm your identity”.



Harris Health is committed to helping you achieve your best health. Incentives for participating in a wellness program are available to all eligible employees. If you think you might be unable to meet a standard for incentives under this wellness program, you might qualify for an opportunity to earn the same reward by different means. Contact our designated Cigna Customer Service Representative at 346-302-4248 or via email at [HarrisHealth@cigna.com](mailto:HarrisHealth@cigna.com) and we will work with you (and, if you wish, with your doctor) to find a wellness program with the same reward that is right for you in light of your health status.

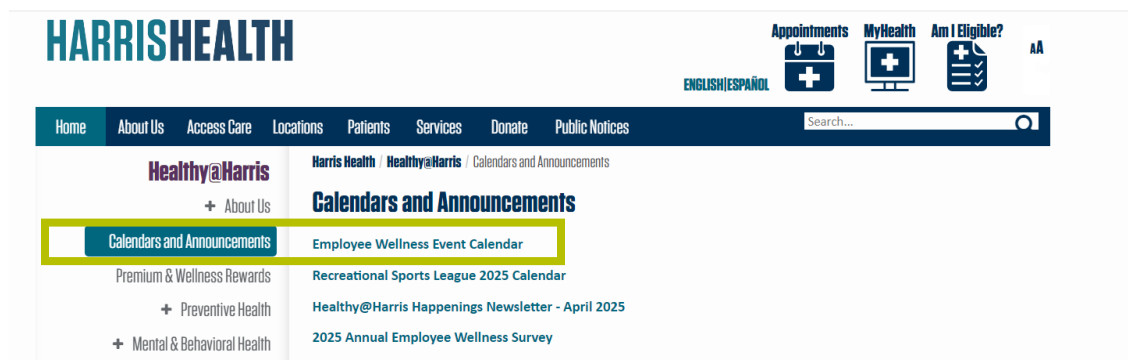
- You should now be logged into the Learning Hub homepage. From here, click “Browse” and select the “Healthy@Harris Employee Wellness Program” category, and select a sub-category to begin earning Wellness Points.

You can earn wellness points for completing one of each wellness category per day (ex. one wellness workshop per day, one wellness class per day, etc.)

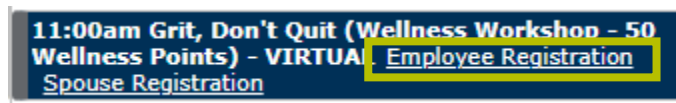


# Accessing Healthy@Harris courses through the Employee Wellness Calendar for Community Health Choice Employees

1. Go to [www.harrishealth.org/employee-wellness](http://www.harrishealth.org/employee-wellness)
2. Click the Calendars and Announcements tab on the left side of the page.



3. Click “Employee Registration” for the class you would like to take.



4. You will be prompted to log into the Harris Health network through Imprivata. Follow the steps above for logging into Imprivata. If this does not work, try entering “hchd\” in front of your username to log in.

For issues with your Harris Health login, resetting your password or Imprivata access, contact the Harris Health IT Service Desk.